




Dosita

Introducing Dosita Swimming Pool Fittings






Dosita

Inlet nozzle / Vacuum suction Nozzle

The Dosita wall inlet / vacuum nozzle are designed to guarantee quality and reliability. The inlet/vacuum nozzles can be used on liner, mosaic and concrete swimming pools. The inlet / vacuum nozzle can install right after tiling complete

The inlet /vacuum nozzle returns the water to the pool. It is important to place these water inlets right opposite the skimmers to ensure optimum filtration of the swimming pool


| Swimming Pool Wall Inlet/ Vacuum | Eye Bull/ Vacuum Suction |
|----------------------------------|--------------------------|
| Color | SS 316 |
| Brand | Dosita |
| Material | Mirror Polished SS316 |
| Size | Threaded 2 inch |



Inlet nozzle



Vacuum suction nozzle



Dosita

Main Drains / Gutter Drains


The Dosita main/ gutter drains are designed to guarantee quality and reliability. The main Gutter drain can be fixed right before mosaic

Main drain shall be used only during vacuuming the water in the pool.


| Main/ Gutter drain | Main drain |
|--------------------|--|
| Color | SS finish |
| Brand | Dosita |
| Material | SS 316 finish specially designed for pools |
| Size | Round 250mm Rectangular 120 x 70mm |



Main drain



Gutter drain



Dosita

Junction Box

Junction box is made as below spec, to fix on deck area, used to connect the water light.

The junction box has a square lid, stainless steel screws, special sealing O-ring incorporated on the lid and two cable connectors.

| Swimming pool U/W light Junction Box | SS junction box |
|--------------------------------------|-------------------|
| Color | SS finish |
| Brand | Dosita |
| Material | SS 316 |
| Dimension | Main Body 101*450 |



Junction Box